

AMPS

MATERIAL HANDLING SOLUTIONS

Manufacturing Solutions

Cranes


Barriers

Loading Dock

Lift Tables

Pallet Jacks

Ladders



Pallet Jacks

EPT-2048-45

- Fork Width: 20.5"
- Fork Length: 48"
- Capacity: 4,500 lbs



EPT-2547-30

- Fork Width: 25"
- Fork Length: 48"
- Capacity: 3,300 lbs



PM5-2748-QL

- Length: 61-11/16"
- Fork Width: 27"
- Capacity: 5,500 lbs



EPT-PGL-2045-30

- Fork Width: 20"
- Fork Length: 45"
- Capacity: 3,500 lbs



Ergonomic Lift Tables

AMPS ergonomic lift tables boost safety and efficiency in manufacturing. Models lift up to 4,000 lbs with adjustable heights.



EHLT-2448-3-43-QS

- Capacity: 3,000 lbs
- Height Range: 7" to 43"
- Platform Size: 24" x 48"



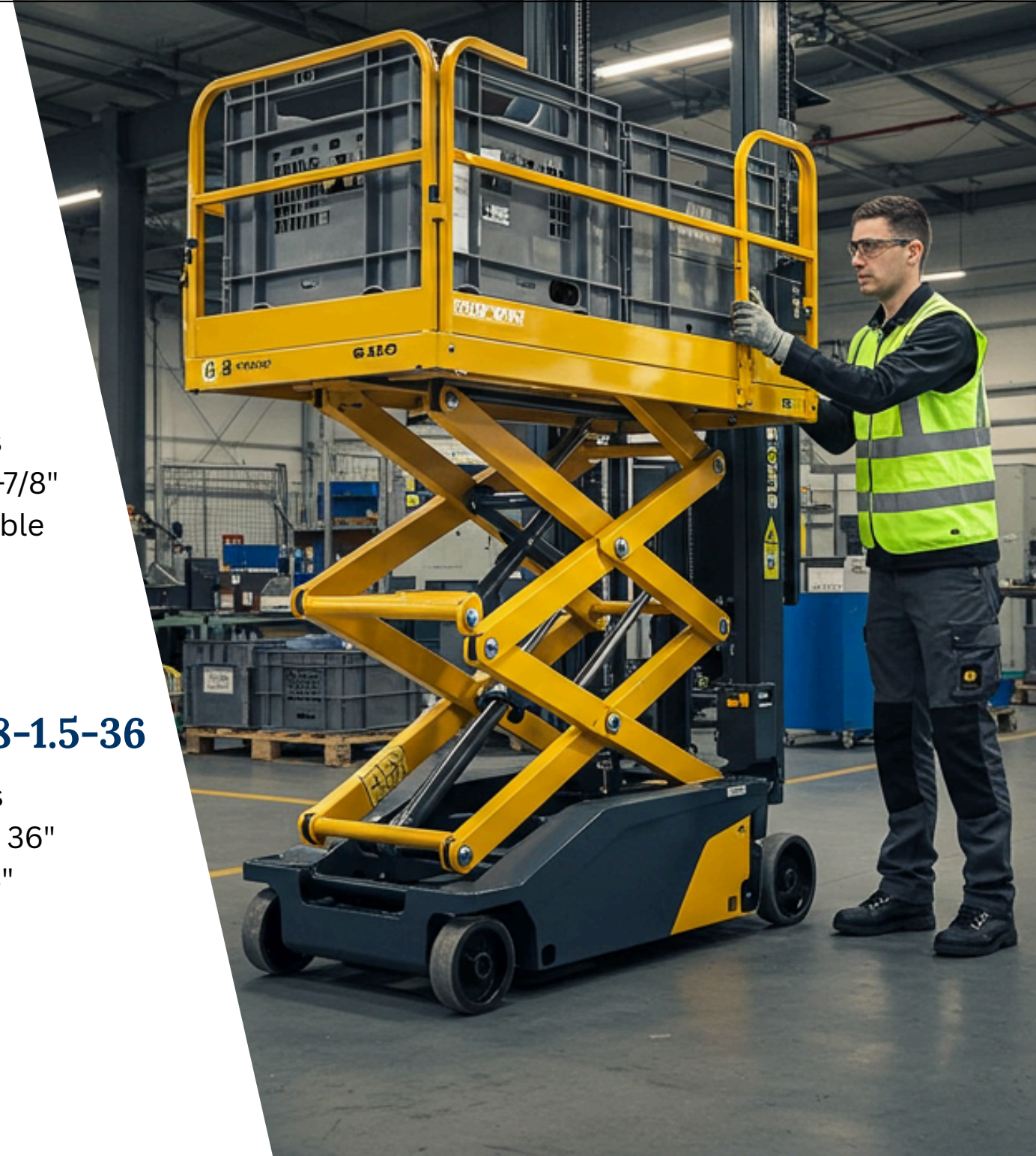
HST-40-ST

- Capacity: 4,000 lbs
- Lowered Height: 11-7/8"
- Manual Rotation Table



EHLT-WSI-4048-1.5-36

- Capacity: 1,500 lbs
- Height Range: 7" to 36"
- Table Size: 40" x 48"




Protective Barriers

AMPS offers heavy-duty protective barriers designed for manufacturing facilities to safeguard equipment and personnel.



GR-F3R-GBS-4-YL

- Length: 41.875"
- Impact Capacity: 10,000 lbs
- Hardware: Included



EXGATE-30-192

- Expanded Width: 192"
- Material: Steel
- Color: Yellow/Black



BOL-42-5.5

- Size: 42" H x 5-1/2" Dia
- Material: Steel, safety yellow
- Anchor Bolt Kit: AS-344-4PK

Ladders



Our ladders are built for safety and strength, supporting 250–500 lbs with stable, slip-resistant steps. Available in various models to suit industrial needs.



LAD-7-14-G

- Capacity: 350 lbs
- Step Width: 23-9/16"
- Steps: 7



COL-3-26-23

- Capacity: 500 lbs
- Platform Height: 30"
- Platform Size: 23.5" x 36"



TLAD-10


- Length: 10 ft
- Capacity: 250 lbs
- Extended Step Min: 6 in

Loading Dock Equipment

AMPS provides reliable loading dock equipment designed to improve safety and efficiency in manufacturing facilities. Our durable solutions support smooth dock operations and protect assets.

Our offerings include:

- Premium Truck Scissor Dock Lifts
- Trailer Stabilizing Jacks
- Dock Seals & Shelters
- Yard Ramps
- Docklevelers
- Wheel Chocks & Accessories



RR-68-20

- Capacity: 20,000 lbs
- Pit Size: 74" W x 86" L x 24" D
- Deck Thickness: 1/4" steel checkered plate



WL-100-10-610

- Capacity: 10,000 lbs
- Platform Size: 6' x 10'
- Frame Width: 62"

Overhead Lifting

We offer a full range of overhead lifting solutions—from gantry and jib cranes to hoists, trolleys, and vacuum lifters. Designed for safe, efficient lifting of heavy loads in industrial environments.



ECH-20-1PH

- Capacity: 2,000 lbs
- Lift Height: 10 ft
- Power: 1 Phase electric



EHN-20-C

- Capacity: 2,000 lbs
- Legs: Foldable design
- Color: Yellow



AHSN-4-15-14-VG

- Capacity: 4,000 lbs
- Size: 15' wide x 14'
- Casters: 4 swivel with brakes





MATERIAL HANDLING SOLUTIONS

**Empowering Businesses with Reliable and Efficient Material Handling
Solutions for Every Industry.**

 **260.243.0591**

 **habibullah@ampssupply.com**

 **www.ampssupply.com**